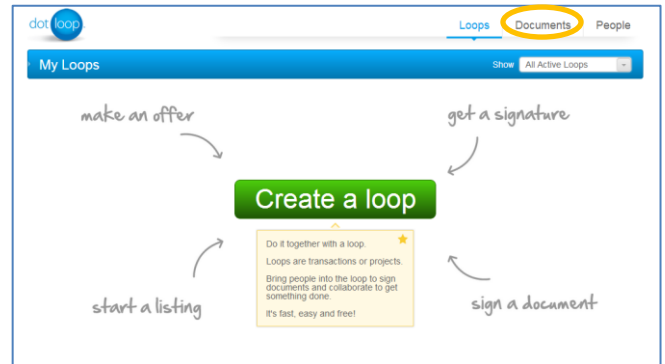


# Accessing your MassForms™

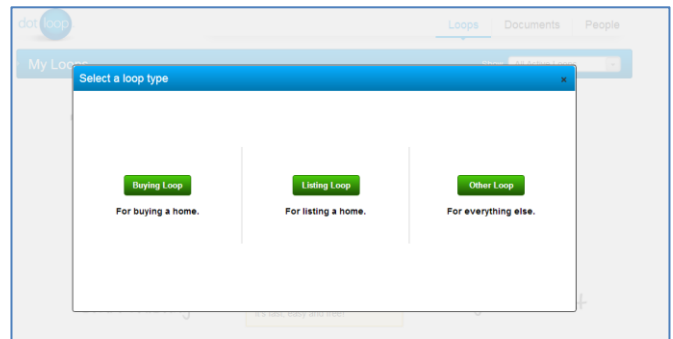


MassForms™ are available to MLS PIN customers who are members of MAR

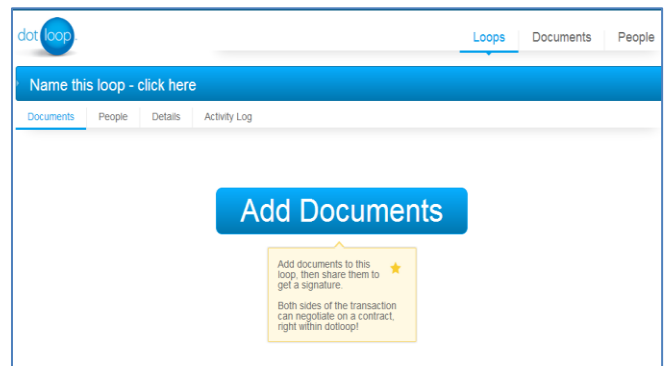
While logged into your dotloop account, MassForms™ are available via the documents tab in the upper right hand corner of the screen.



Start by creating a loop. When you create a loop, the first step is to choose the loop type:



After you choose your loop type, you'll see the "Add Documents" screen. Click on "Add Documents," and you'll have the option to "Choose from Documents" or "Upload PDF from my computer."



To access MassForms™, simply click on "Choose from Documents" and select the document(s) you need.

